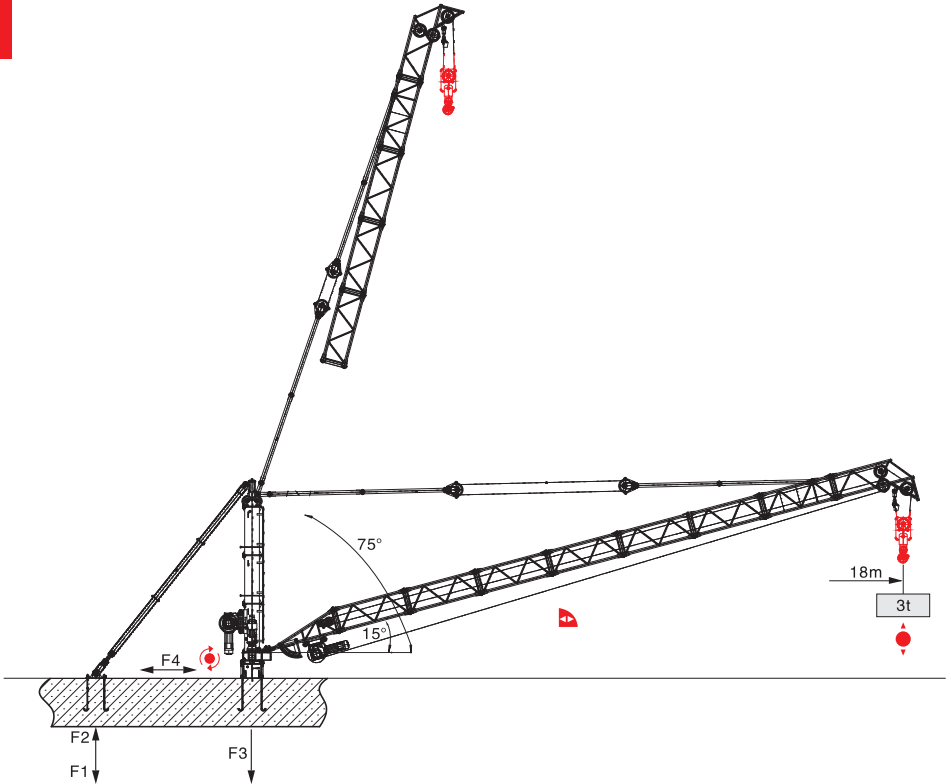



# QTDC1830









F1	20t	F3	26t
F2	20t	F4	16t
	4.5t		

 自重 Total weight without load

## 载荷特性表 Load Diagrams

起重臂 Jib ( m )	倍率 Fall	起重 幅度	Range ( m )	5.3	7.5	10	13	15	18
			Luffing Degree	75.0°	67.35°	58.17°	45.63°	35.83°	15°
18	II	起重重量Load ( t )		4					3
	I			2					
起重臂 Jib ( m )	倍率 Fall	起重 幅度	Range ( m )	4.2	7.5	10	13	15	
			Luffing Degree	75.0°	62.07°	50.64°	33.55°	15°	
15	II	起重重量Load ( t )		4					
	I			2					

## 机构特性 Mechanisms

机构名称 Name	机构型号 Model						功率 Power
起升 Hoisting 	10LVF20	m/min	t	m/min	t		400m 变频控制 Inverter Control
		0-20	2	0-10	4		
拉臂 Luffing 	10DVF20	min		≤3.0		变频控制 Inverter Control	7.5Kw
回转 Slewing 	5RVF	r/min		0-0.7		变频控制 Inverter Control	4Kw
电网/Power Supply				380V/50Hz 440V/60Hz (±5%)			
供电容量/Necessary Power				24KVA			

※ 本技术参数不受法律约束，技术信息请详见相应技术说明书。

Specifications and data is not legally binding.

For any technical information, please refer to the corresponding instructions.